

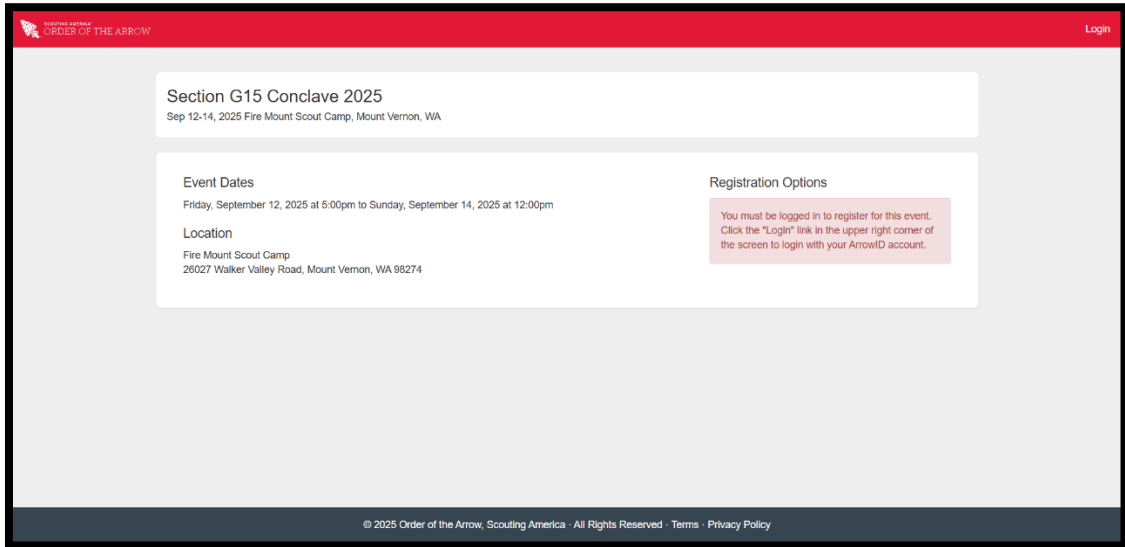
G15 Conclave Registration

Registration this year is a two-step process.

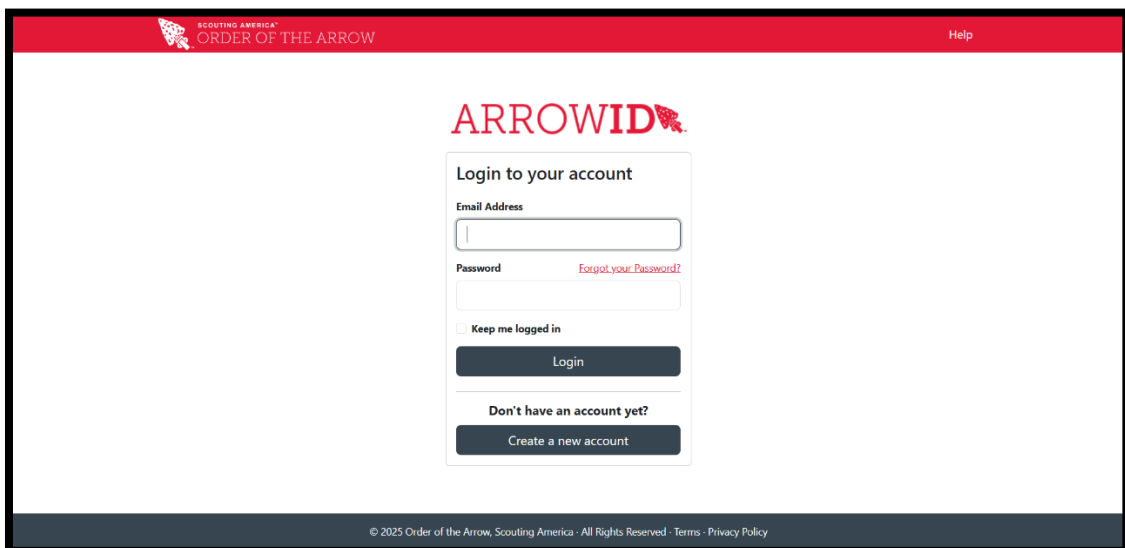
Step 1) NOAERS

<https://registration.oa-scouting.org/event/view.aspx?e=1286>

1. Click "Login" in the top-right corner



2. Login with your ArrowId, or create a new account



- a. When creating a new account, and it asks for your "member id", please use your *Scouting* member id, if you do not know your member Id, it can be found at <https://my.scouting.org/tools/my-profile>, or ask your local council for assistance.

3. There are 4 registration types:

The screenshot displays the registration page for the Section G15 Conclave 2025. The page header includes the Scouting America logo and navigation links for 'My Events', 'My Profile', and 'Logoff'. The main content area is titled 'Section G15 Conclave 2025' and provides details on event dates (Friday, September 12, 2025 at 5:00pm to Sunday, September 14, 2025 at 12:00pm) and location (Fire Mount Scout Camp, 26027 Walker Valley Road, Mount Vernon, WA 98274). Under 'Registration Options', there are four blue buttons with white text and right-pointing chevrons: 'Full Weekend Attendee \$75.00', 'New Member \$60 (inducted after 9/13/2024)', 'Saturday Only \$45', and 'Lodge Annual Pass covers Conclave Fee (Nisqually Only)'. The footer contains the copyright notice: '© 2025 Order of the Arrow, Scouting America - All Rights Reserved - Terms - Privacy Policy'.

- a. *Full Weekend \$75.00*
- b. *New Member \$60.00 (New Members after 9-15-2024)*
- c. *Saturday Only \$45.00*
- d. *Lodge Annual Pass that includes Conclave Fee (Nisqually Only)*

4. Enter the information as required

Section G15 Conclave 2025
Sep 12-14, 2025 Fire Mount Scout Camp, Mount Vernon, WA
Registering as: Full Weekend Attendee \$75.00 [\$0.00]

Populate from Profile

Personal Information

First Name	Last Name	Email Address	Member ID
<input type="text"/>	<input type="text"/>	<input type="text"/>	<input type="text"/>
Address (Street)	City	State	Zip Code
<input type="text"/>	<input type="text"/>	-- Select	<input type="text"/>
Home Phone Number	Work Phone Number	Mobile Phone Number	At least one Phone Number is required
<input type="text"/>	<input type="text"/>	<input type="text"/>	
Date of Birth	Gender	Ethnicity	
<input type="text"/>	-- Select	-- Select	
Dietary Needs (Optional)	Special Needs (Optional)		
<input type="text"/>	<input type="text"/>		

Emergency Contact

First Name	Last Name	Email Address	Phone Number
<input type="text"/>	<input type="text"/>	<input type="text"/>	<input type="text"/>
Relationship			
<input type="text"/>			

Scouting Information

Council - Lodge	OA Honor
-- Select	-- Select

Other Information

Registration Confirmation

By checking this box, I understand I must pay \$75 for Conclave by visiting the Square Site

To submit your payment, please visit the [Square Site](#).

Proceed to Checkout Cancel

5. For all registration types, except “Nisqually Lodge Annual Pass”, you will need to open the “**Square Site**” link in a new tab **before** clicking on “Proceed to Checkout”. We will return to the NOERS tab after completing the payment process on *Square Site*.

Other Information

Registration Confirmation

By checking this box, I understand I must pay \$75 for Conclave by visiting the Square Site

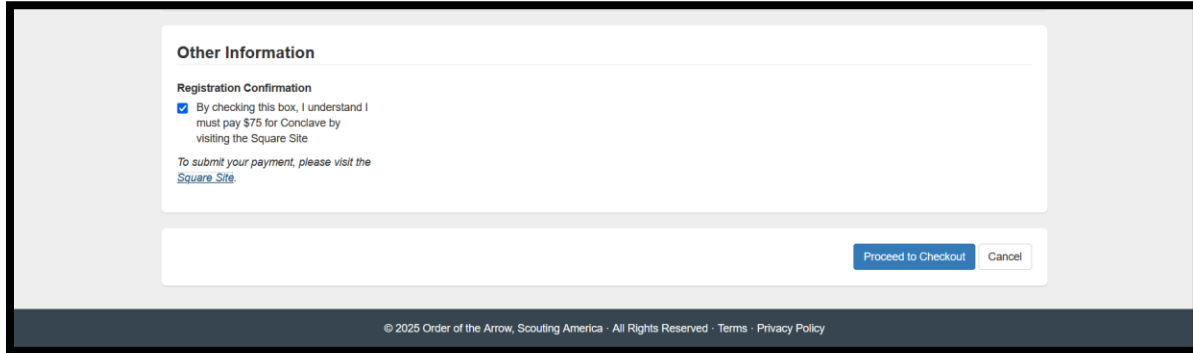
To submit your payment, please visit the [Square Site](#).

Step 2) Square Site

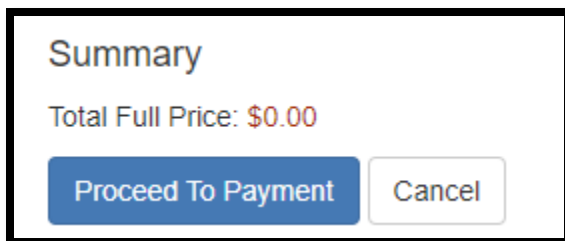
If you miss this step, I will send you a link to complete payment.

The listed dollar amount should match the registration type you selected.

Once you complete checking-out with Square, navigate back to NOERS, and click the “*Proceed to Checkout*” button to continue registration

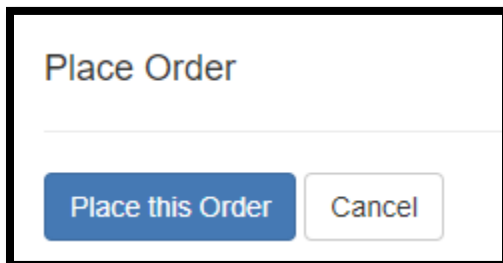


The screenshot shows a web form titled "Other Information". Under the heading "Registration Confirmation", there is a checked checkbox with the text: "By checking this box, I understand I must pay \$75 for Conclave by visiting the Square Site". Below this, it says "To submit your payment, please visit the [Square Site](#)". At the bottom right of the form are two buttons: "Proceed to Checkout" (highlighted in blue) and "Cancel". A footer at the bottom of the page reads "© 2025 Order of the Arrow, Scouting America · All Rights Reserved · Terms · Privacy Policy".



The screenshot shows a "Summary" page. It displays "Total Full Price: \$0.00" in red text. Below this are two buttons: "Proceed To Payment" (highlighted in blue) and "Cancel".

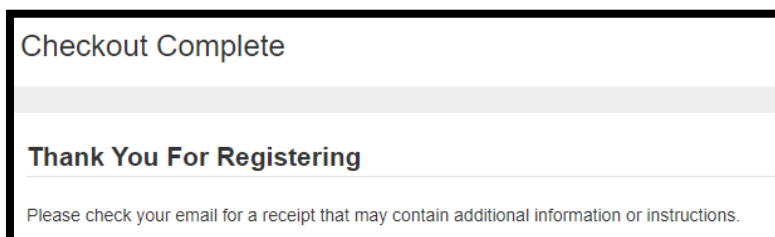
On the NOERS summary page, you should see text confirming your registration details. Click the “*Proceed to Payment*” button, the price should show \$0.00 because payment is handled via the Square Site.



The screenshot shows a "Place Order" page. At the bottom, there are two buttons: "Place this Order" (highlighted in blue) and "Cancel".

On the Payment Confirmation page, click the “*Place This Order*” button.

Important: if you don't click “*Place this Order*” you will not be registered for the Conclave.



The screenshot shows a "Checkout Complete" page. It features a large grey bar at the top, followed by the heading "Thank You For Registering". Below this, it says "Please check your email for a receipt that may contain additional information or instructions."

You then should see the Checkout Complete page. Checkout is now complete.

You should receive to emails, one titled: "*G15 Conclave 2025 - Attendee Registration Submitted*", confirming your registration, and another titled: "*Receipt from Chief Seattle Council*", confirming your payment.

If you have any questions, please get in touch with me at jdgross55@gmail.com